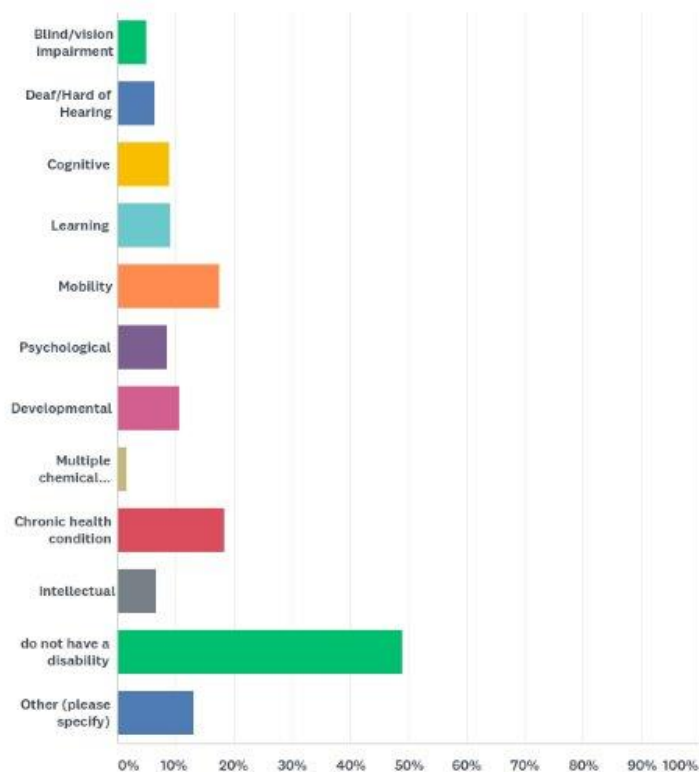


2017 Legislative Priorities Poll Report

The Governor’s Council on Disability recently conducted its annual poll to determine the level of importance disability related issues have to Missourians impacted by disability through their personal and/or professional lives. The results will be shared with council members, the Governor, state legislators, and other interested groups. The poll was available to individuals via the Governor’s Council on Disability listserves, Twitter, Facebook, website, personal contacts, and other organization contacts. It was provided in PDF and Survey Monkey formats.

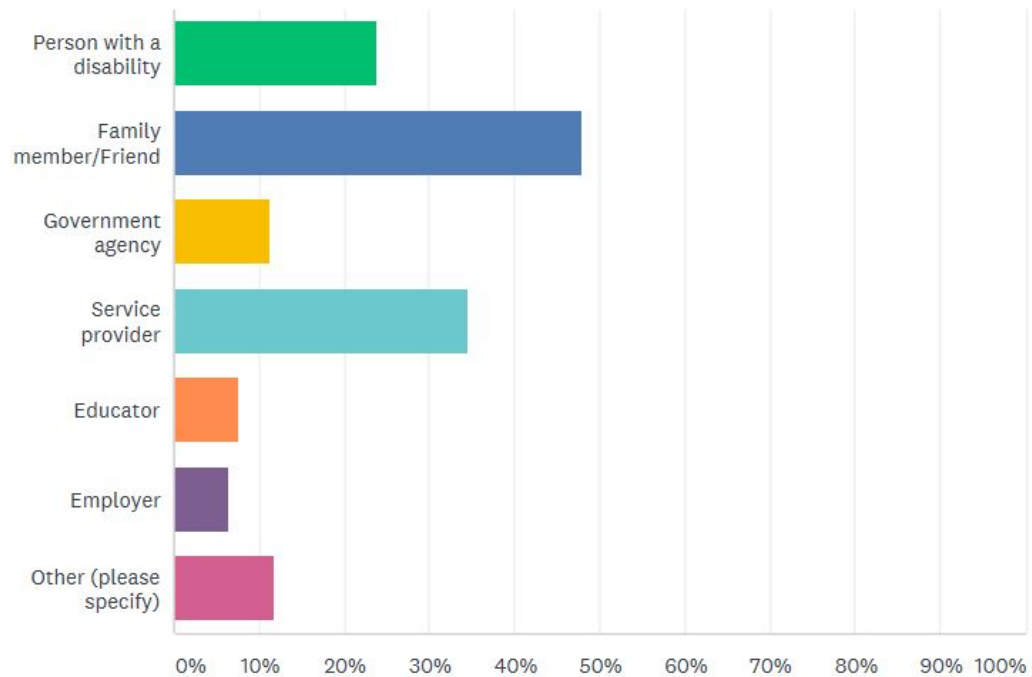
Five hundred seventy-nine polls were returned. Respondents were given the opportunity to indicate the group or groups to which they belonged: person with a disability, family member/friend, government agency employee, service provider, educator, employer, other. The person with a disability category was marked 138 times. Of the other respondents, 277 were a family member/friend, 66 represented a government agency, 200 were service providers, 44 were educators, 38 were employers, and 68 marked other. Individuals with disabilities were given the option to indicate what type or types of disability they have: blind/vision impairment (22), chronic health condition (80), multiple chemical sensitivity (7), cognitive (39), deaf/hard of hearing (28), developmental (46), learning (40), mobility (76), psychological (37), and other (57).

Q5 If you have a disability, please indicate which type(s) (Optional)



Please indicate whether you are a (select all that apply):

Answered: 579 Skipped: 0



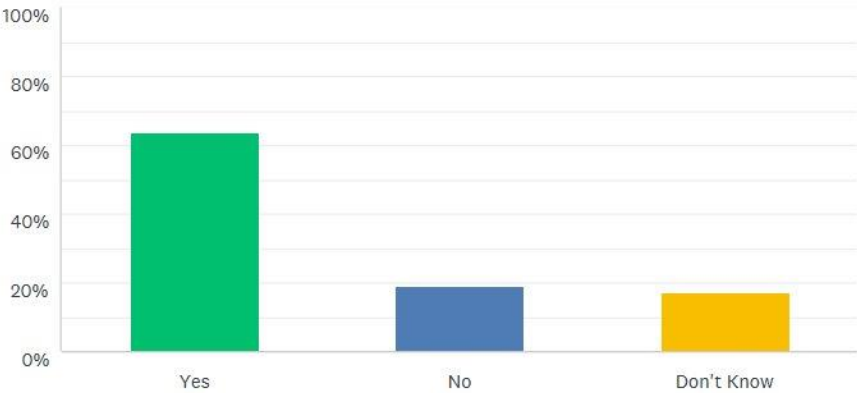
It was suggested that the results be compared by county and urban/suburban/rural. For the purposes of this report, the City of St. Louis is considered a county. Of the one hundred fifteen counties, eighty are represented (up from only 67 counties in 2016). For the number of respondents per county see Appendix A. As indicated by self-report, 117 (20.21%) live in urban areas, 280 (48.36%) live in suburban areas, and 182 (31.43%) live in rural areas.

The following are the individual question results.

1. All new homes should include a safe room for tornado protection: 63.73% answered yes, 19% answered no, and 20.29% answered don't know.

All new homes should include a safe room for tornado protection

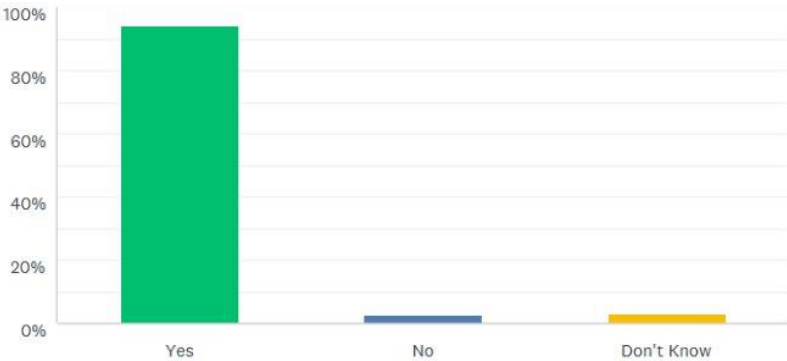
Answered: 579 Skipped: 0



2. It being helpful for apartments and homes for sale to provide property accessibility information. The majority (94.30%) answered yes, 2.59% answered no, and 3.11% answered don't know.

When looking for a home it would be helpful for apartments and homes for sale to provide accessibility information of the property

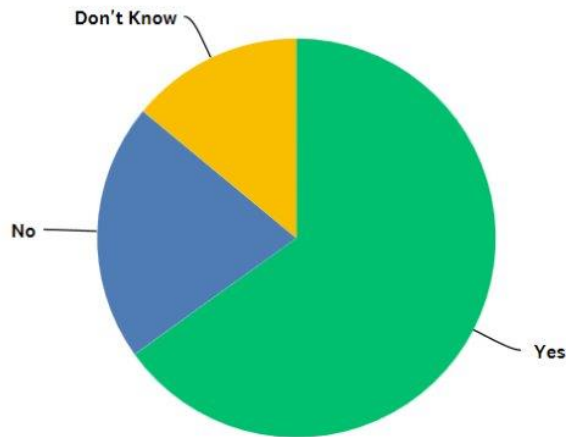
Answered: 579 Skipped: 0



3. Homes for rent and sale should be equipped with emergency detectors that have audio and visual alarms: 65.11% answered yes, 20.90 answered no, 13.99% answered don't know.

Rental and homes for sale should be equipped with emergency detectors which alarm is audio and visual.

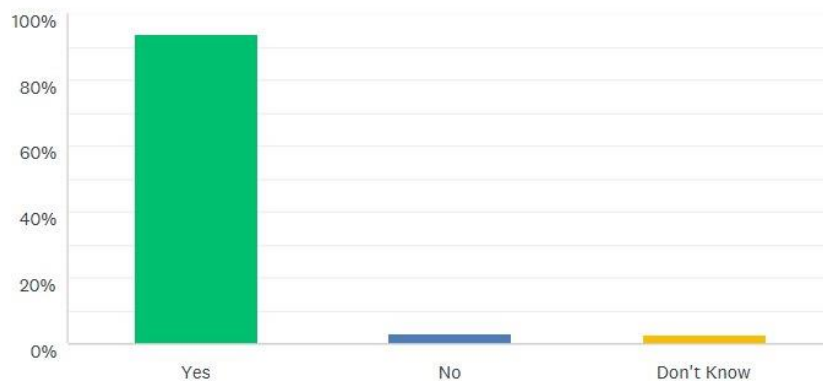
Answered: 579 Skipped: 0



4. All public school buildings and higher education buildings should be equipped with detectors that have audio and visual alarms: 93.96% answered yes, 3.45% answered no, 2.59% answered don't know.

All schools including higher education buildings and public buildings should be equipped with emergency detectors which alarm is both audible and visible.

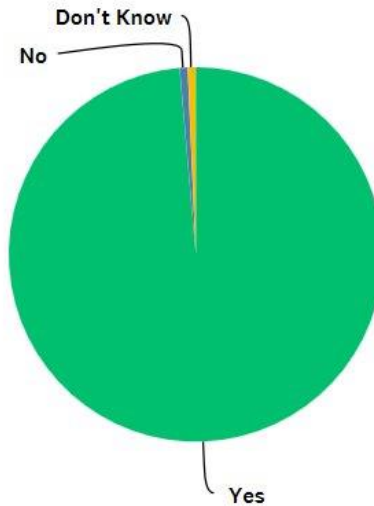
Answered: 579 Skipped: 0



5. All schools including higher education and public buildings should have emergency plans that include evacuation plans for people with all types of disabilities: 98.62% answered yes, .69% answered no, .69% answered don't know.

All schools including higher education buildings and public buildings should have emergency plans which include plans for evacuation of people with all types of disabilities.

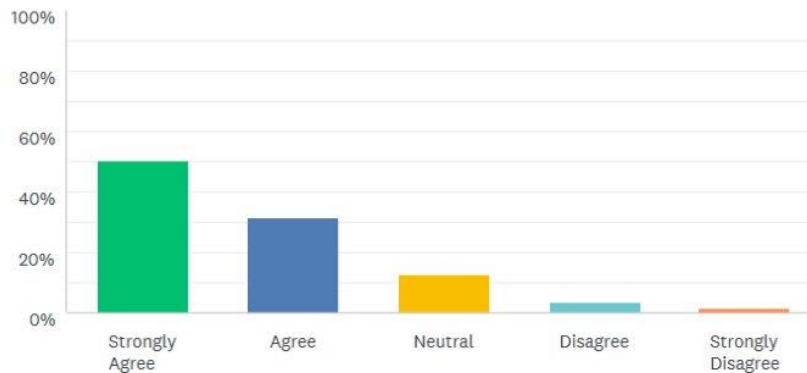
Answered: 579 Skipped: 0



6. Allowing small businesses who have hired and employed someone with a disability to receive a tax credit: 50.43% strongly agree, 31.61% agree, 8.83% are neutral, 2.63% disagree, and .72% strongly disagree.

Allowing small businesses who have hired and employed someone with a disability to receive a tax credit

Answered: 579 Skipped: 0

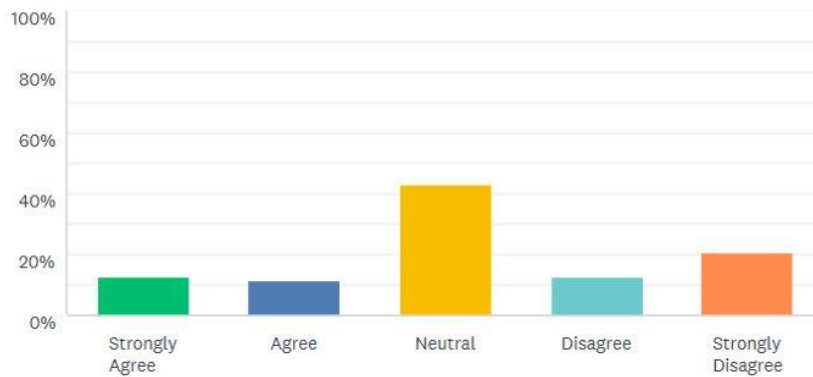


7. Allowing dentists who provide services to MO HealthNet participants to receive a tax deduction 49.57% strongly agree, 31.09% agree, 13.82% are neutral, 2.76% disagree, and 2.76% strongly disagree.

8. Eliminating the renter's portion of the Senior Citizen Property Tax Credit: 12.44% strongly agree, 11.40% agree, 43.18% are neutral, 12.44% disagree, and 20.55% strongly disagree.

Eliminating the renter's portion of the Senior Citizen Property Tax Credit

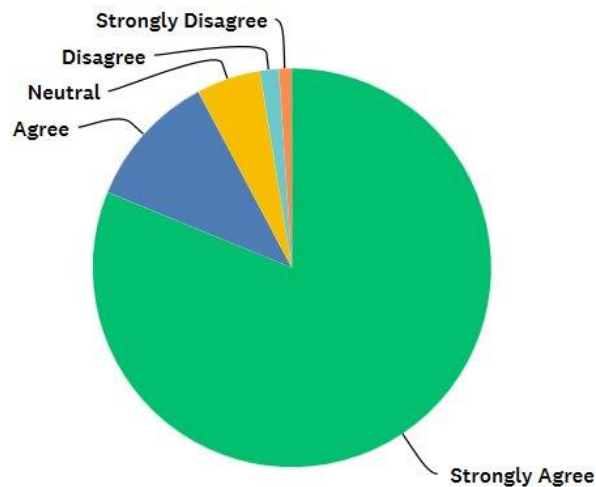
Answered: 579 Skipped: 0



9. Maintaining the helmet law requirement for all riders and drivers of motorcycles: 81.17% strongly agree, 11.05% agree, 5.18% are neutral, 1.55% disagree, and 1.04% strongly disagree.

Maintaining the helmet law requirement for all riders and drivers of motorcycles

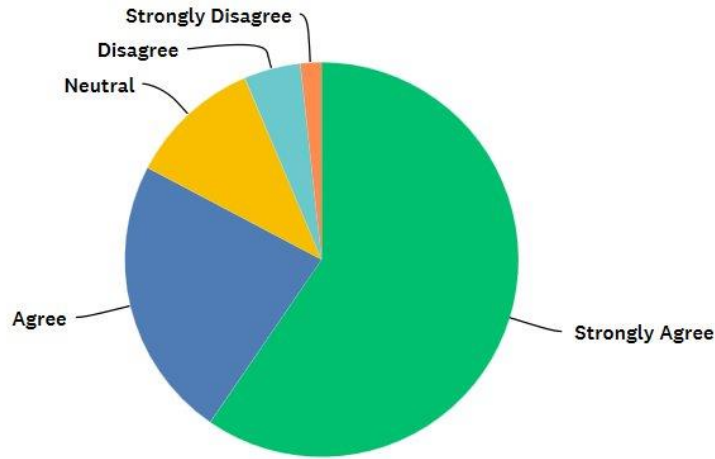
Answered: 579 Skipped: 0



10. Expanding MO HealthNet eligibility for the "aged, blind, and disabled" category to cover more individuals: 59.59% strongly agree, 23.14% agree, 10.88% are neutral, 4.66% disagree, and 1.73% strongly disagree.

Expanding MO HealthNet eligibility for the "aged, blind, and disabled" category to cover more individuals

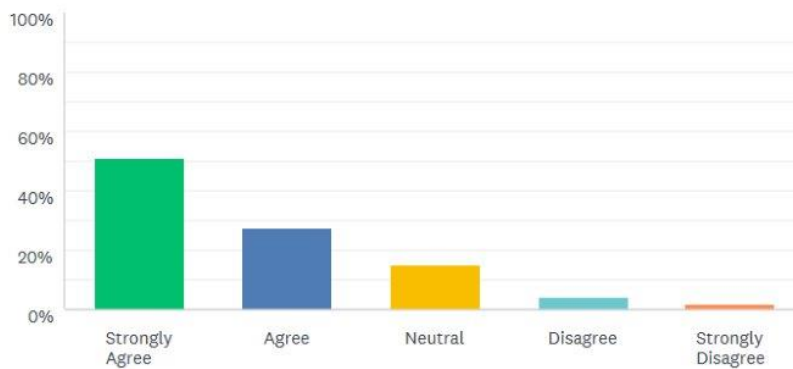
Answered: 579 Skipped: 0



11. Creating an assistance program with scholarship accounts to help parents of students with disabilities pay for education expenses starting with preschools: 51.12% strongly agree, 27.46% agree, 14.85% are neutral, 4.32% disagree, and 2.25% strongly disagree.

Creating an assistance program with scholarship accounts to help parents of students with disabilities pay for education expenses starting with preschools

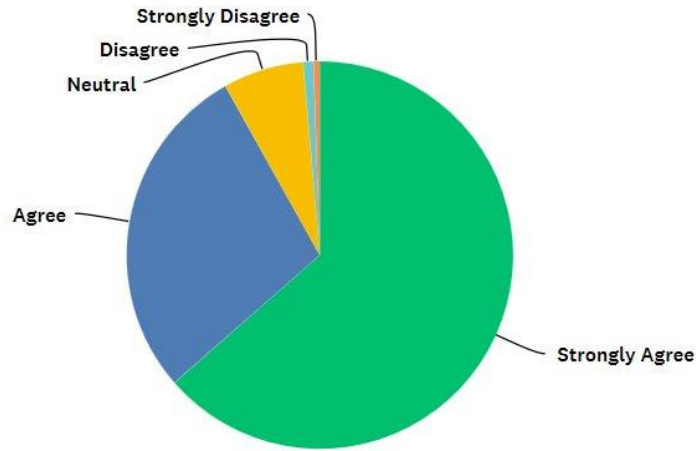
Answered: 579 Skipped: 0



12. Private insurance plans in Missouri should be required to cover hearing aids: 63.56% strongly agree, 28.32% agree, 6.74% are neutral, .86% disagree, and .52% strongly disagree.

Private insurance plans in Missouri should be required to cover hearing aids

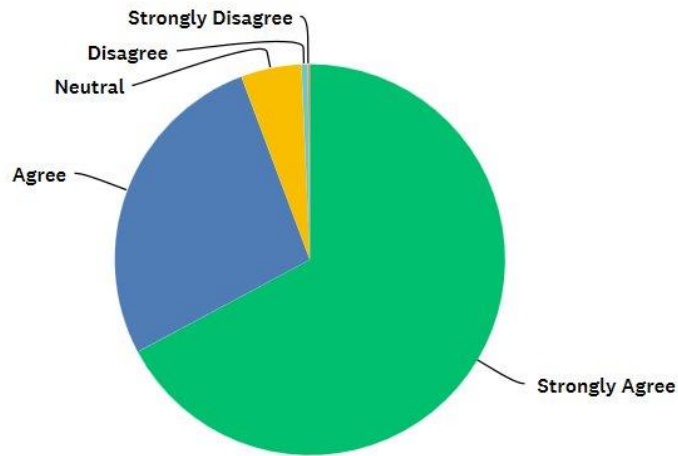
Answered: 579 Skipped: 0



Expanding MO HealthNet coverage to include hearing aids for adults: 67.18% strongly agree, 27.12% agree, 5.01% are neutral, .52% disagree, and .17% strongly disagree.

Expanding MO HealthNet coverage to include hearing aid coverage for adults

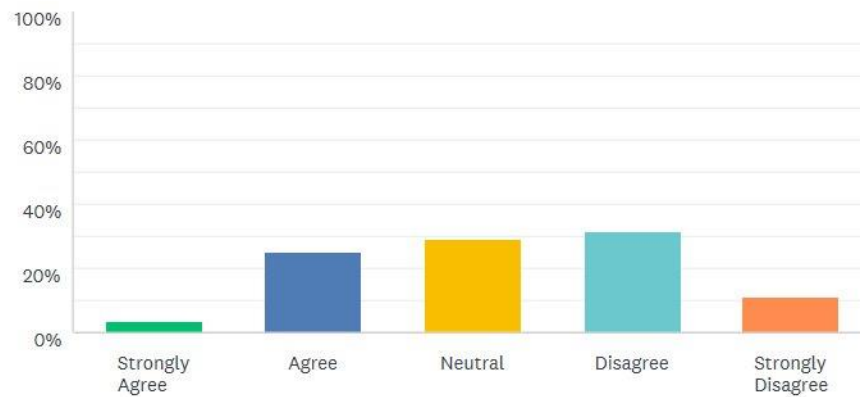
Answered: 579 Skipped: 0



8. Missouri is doing well with promoting community living and inclusion: 3.28% strongly agree, 24.87% agree, 29.19% are neutral, 31.43% disagree, and 11.23% strongly disagree.

Missouri is doing well with promoting community living and inclusion

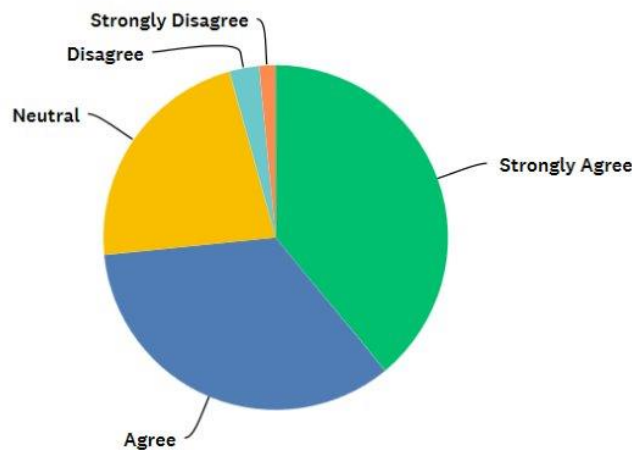
Answered: 579 Skipped: 0



9. Missouri's guardianship statute should be updated to emphasize more of the individual with a disability's preferences and allow for rights to be more easily restored: 39.03% strongly agree, 34.37% agree, 22.28% are neutral, 2.76% disagree, and 1.55% strongly disagree.

Missouri's guardianship statute should be updated to emphasize more of the individual with a disability's preferences and allow for rights to be more easily restored

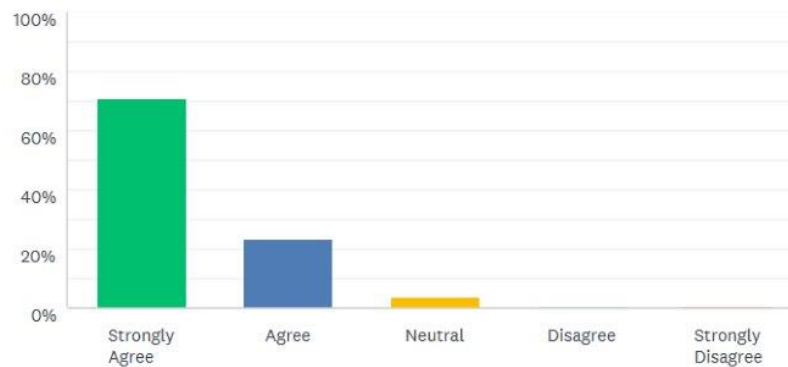
Answered: 579 Skipped: 0



10. Public administrators should be required to participate in training on the ADA (Americans with Disabilities Act), Disability 101 and disability etiquette: 71.16% strongly agree, 23.66% agree, 4.15% are neutral, .69% disagree, and .35% strongly disagree.

Public Administrators should be required to participate in training on ADA, Disability 101, and Disability Etiquette.

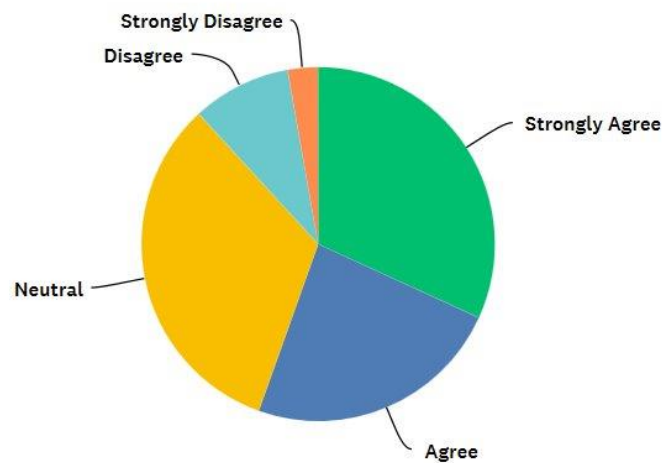
Answered: 579 Skipped: 0



11. The Secretary of State should establish an automatic voter registration system: 31.83% strongly agree, 23.65% agree, 32.70% are neutral, 9.04% disagree, and 2.78% strongly disagree.

The Secretary of State should establish an automatic voter registration system

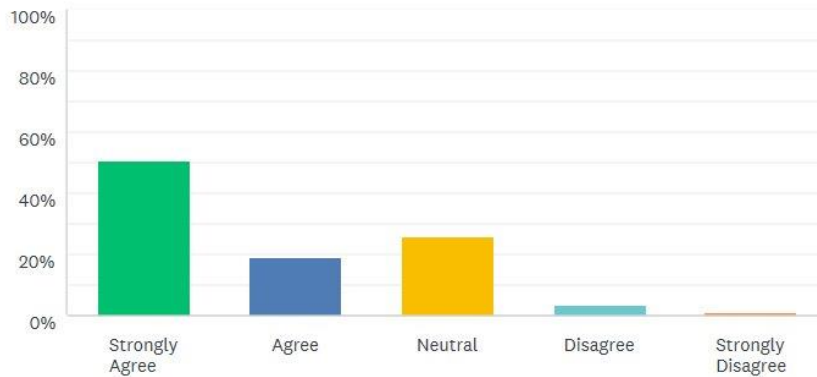
Answered: 575 Skipped: 4



12. In-home and community-based services should be restored to pre-2017 levels: 50.43% strongly agree, 19.17% agree, 25.91% are neutral, 3.45% disagree, and 1.04% strongly disagree.

In-home and community-based services should be restored to pre-2017 levels.

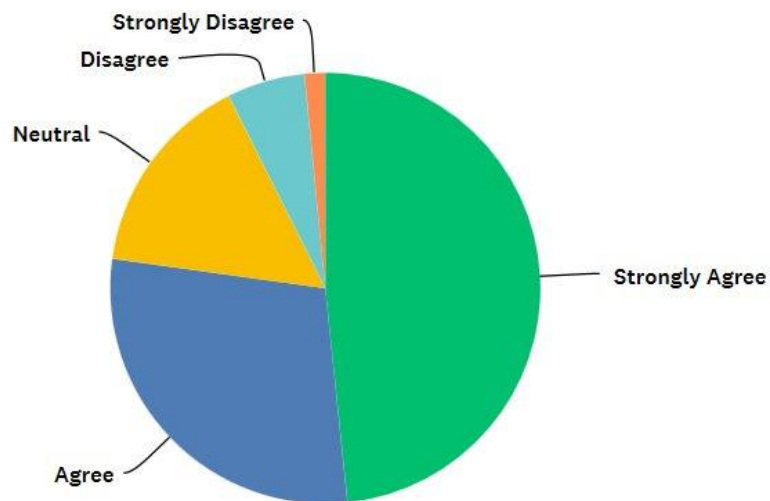
Answered: 579 Skipped: 0



13. Medicaid shall continue to pay for services provided in schools: 48.36% strongly agree, 28.84% agree, 15.37% are neutral, 5.87% disagree, and 1.55% strongly disagree.

Medicaid shall continue to pay for services provided in schools.

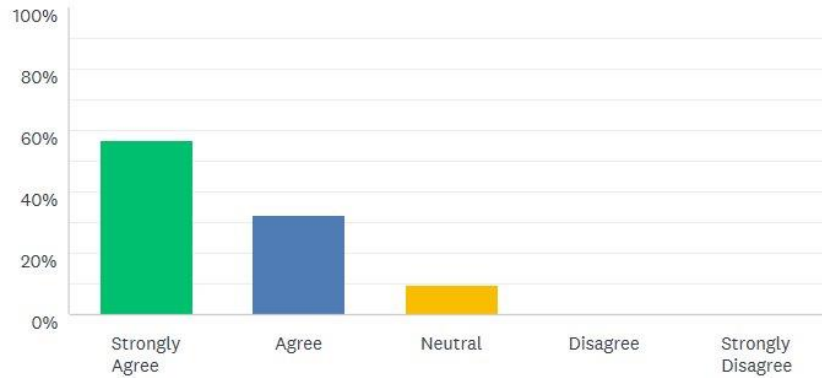
Answered: 579 Skipped: 0



14. The ADA (Americans with Disabilities Act) covers visible and invisible disabilities/conditions. Education/awareness could be increased: 56.82% strongly agree, 32.64% agree, 9.33% are neutral, .69% disagree, and .52% strongly disagree.

ADA covers visible and invisible conditions/disability. Education/public awareness could be increased.

Answered: 579 Skipped: 0



There were several opportunities for individuals to share their personal thoughts regarding issues with competitive employment, housing, health care, and transportation, what they would like legislators to work on during the upcoming legislative session, and ideas to help Missouri be more disability friendly. In an effort to ensure each citizen voice is heard in its entirety we will be sending these via email to your offices.

Appendix A

County	Number	County	Number	County	Number
Adair	4	Harrison		Phelps	2
Andrew	1	Henry		Pike	3
Atchison	1	Hickory	1	Platte	7
Audrain	2	Holt		Polk	
Barry		Howard	1	Pulaski	2
Barton		Howell	3	Putnam	
Bates	1	Iron	1	Ralls	2
Benton		Jackson	40	Randolph	
Bollinger	4	Jasper	10	Ray	1
Boone	29	Jefferson	6	Reynolds	
Buchanan	14	Johnson	1	Ripley	1
Butler	6	Knox	1	St. Charles	55
Caldwell		Laclede	1	St. Clair	1
Callaway	5	Lafayette	1	Ste. Genevieve	2
Camden	5	Lawrence	1	St. Francois	1
Cape Girardeau County	30	Lewis	2	St. Louis	137
Carroll		Lincoln	3	St. Louis City	21
Carter	1	Linn		Saline	2
Cass	2	Livingston	2	Schuyler	2
Cedar	1	Macon		Scotland	
Chariton		Madison		Scott	8
Christian	7	Maries	3	Shannon	1
Clark		Marion	9	Shelby	
Clay	25	McDonald		Stoddard	7
Clinton	1	Mercer		Stone	1
Cole	16	Miller	8	Sullivan	
Cooper		Mississippi	2	Taney	2
Crawford	1	Moniteau		Texas	
Dade		Monroe	1	Vernon	3
Dallas	3	Montgomery		Warren	5
Daviess	2	Morgan		Washington	1
De Kalb		New Madrid	3	Wayne	
Dent	3	Newton	1	Webster	1
Douglas	1	Nodaway	1	Worth	
Dunklin	2	Oregon		Wright	1
Franklin	66	Osage	2		
Gasconade	2	Ozark			
Gentry		Pemiscot			Only 641
Greene	30	Perry	2		reported
Grundy		Pettis	1		county