

## 2021 Legislative Priorities Poll Report

The Governor’s Council on Disability recently conducted its annual poll to determine the level of importance disability related issues have to Missourians impacted by disability through their personal and/or professional lives. The results will be shared with council members, the Governor, state legislators, and other interested groups. The poll was available to individuals via the Governor’s Council on Disability listserves, Twitter, Facebook, website, personal contacts, and other organization contacts. It was provided in PDF and Survey Monkey formats.

**Five hundred Twenty-eight (528) polls were returned.**

The top five priorities for the Governor’s Council on Disability for the coming year are determined by the questions which receive the highest combined percentage of strongly agree and agree responses. The 2022 priorities will be:

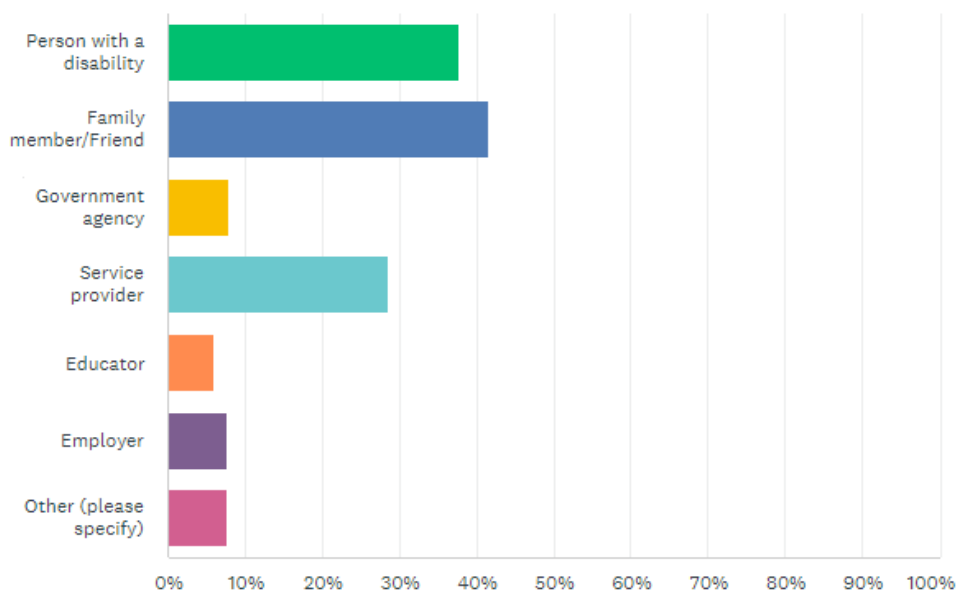
1. **Plans for public emergencies and disasters ensuring needs of people with disabilities are met**
2. **All public buildings having evacuation plans for all people with disabilities**
3. **Accessible voting machine provided at each polling location to comply with federal law**
4. **Private insurance hearing aid coverage**
5. **The increasing cost of medications**

These are the same as the 2021 priorities though the exact percentages are different.

**Respondents were given the opportunity to indicate the group or groups to which they belonged:** person with a disability, family member/friend, government agency employee, service provider, educator, employer, other. The person with a disability category was marked 199 times. Of the other respondents, 220 were a family member/friend, 42 represented a government agency, 151 were service providers, 31 were educators, 40 were employers, and 41 marked other.

Please indicate whether you are a (select all that apply):

Answered: 528 Skipped: 0

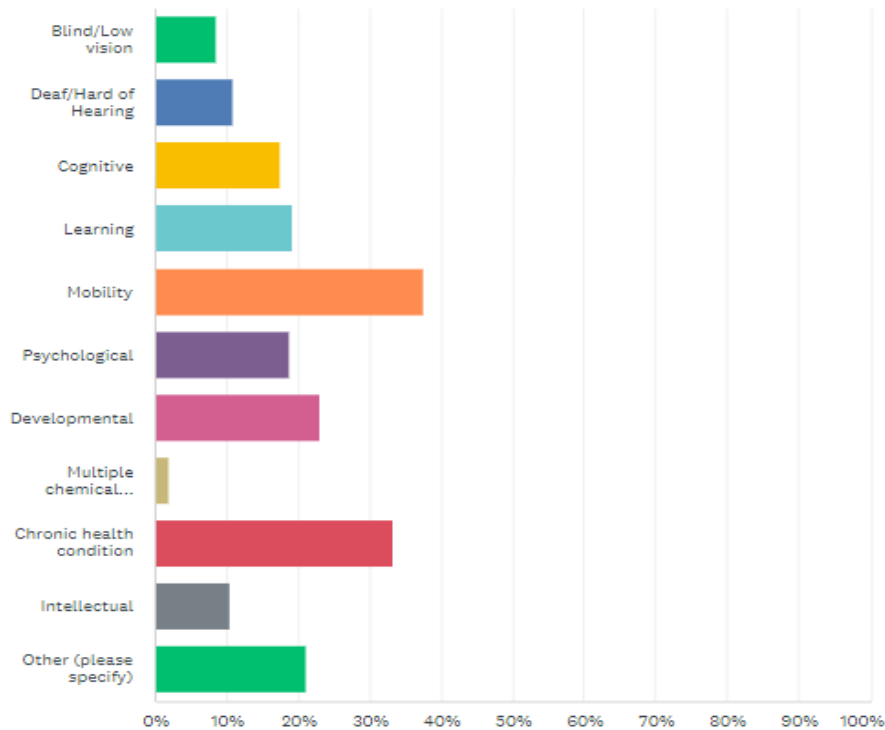


**Individuals with disabilities were given the option to indicate what type or types of disability they have:**

blind/low vision (22), chronic health condition (85), multiple chemical sensitivity (5), cognitive (45), deaf/hard of hearing (28), developmental (59), learning (49), mobility (96), psychological (48), intellectual (27) and other (54).

If you have a disability, please indicate which type(s) (Optional)

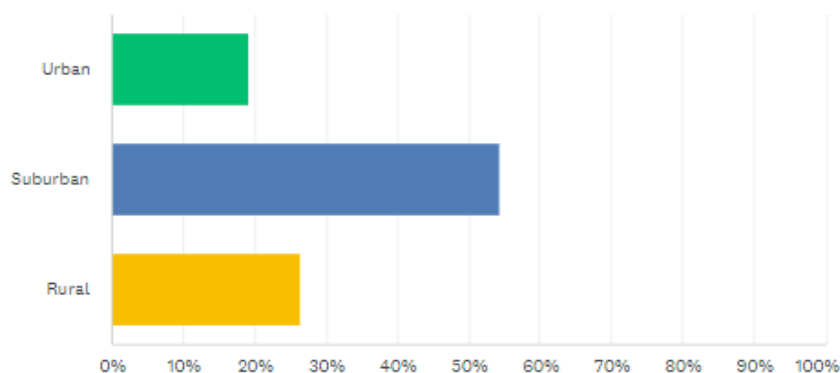
Answered: 256 Skipped: 272



**Individuals were asked to indicate what county they reside in and whether they live in an urban, suburban, or rural area.** For the purposes of this report, the City of St. Louis is considered a county. Of the one hundred fifteen counties, sixty-three are represented. For the number of respondents per county see Appendix. As indicated by self-report, 101 (19.13%) live in urban areas, 287 (54.36%) live in suburban areas, and 140 (26.52%) live in rural areas.

Please indicate which describes where you live

Answered: 528 Skipped: 0



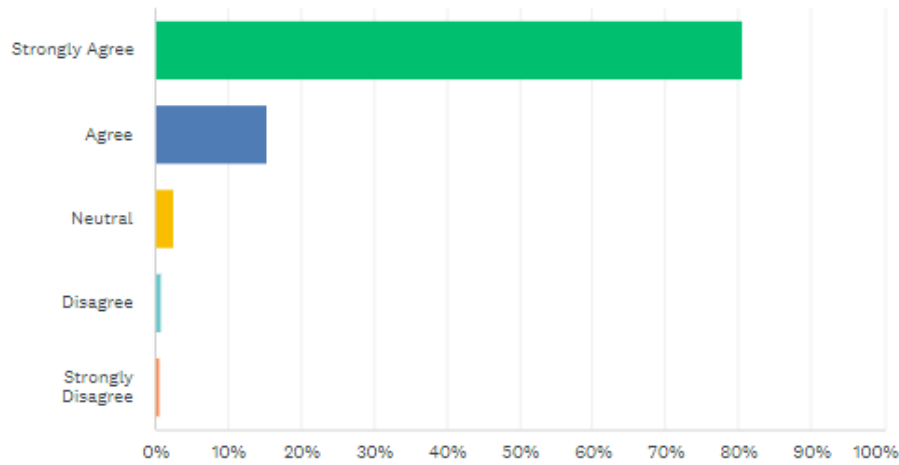
The following are the individual question results.

**1. All public buildings should have emergency plans, which include plans for evacuation of people with all types of disabilities.**

80.68% strongly agree 15.34% agree, 2.65% are neutral, 0.76% disagree, and 0.57% strongly disagree.

All public buildings should have emergency plans which include plans for evacuation of people with all types of disabilities

Answered: 528 Skipped: 0

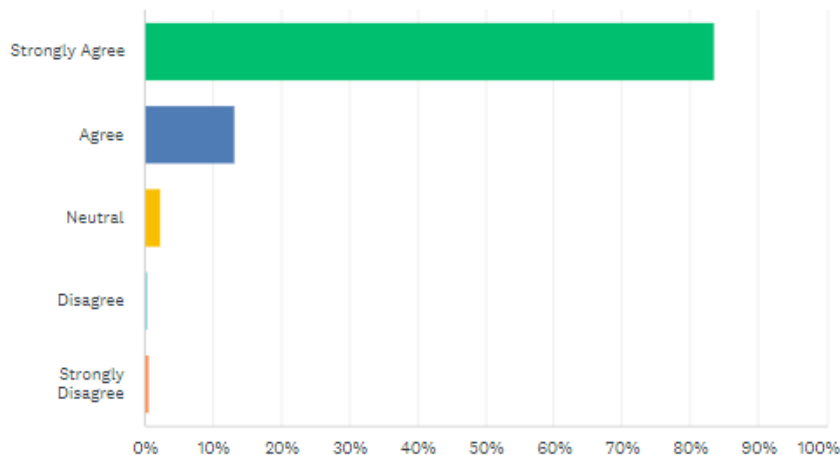


**2. All plans for public emergencies and disasters should include provisions to ensure the needs of people with disabilities are met.**

83.52% strongly agree 13.26% agree, 2.27% are neutral, 0.38% disagree, and 0.57% strongly disagree.

All plans for public emergencies and disasters should include provisions to ensure the needs of people with disabilities are met

Answered: 528 Skipped: 0

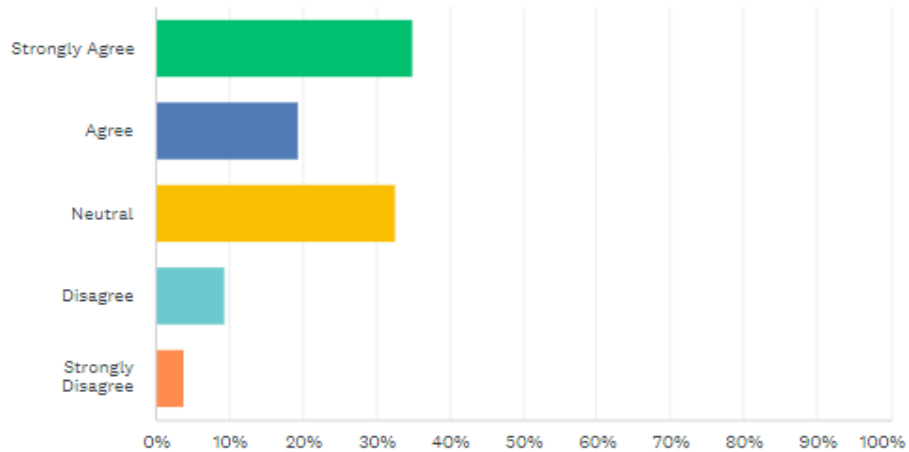


**3. All Missouri statutes and bills should not use terms such as handicapped, disabled, special needs, etc. when referring to people with disabilities.**

35.04% strongly agree 19.32% agree, 32.58% are neutral, 9.28% disagree, and 3.79% strongly disagree.

All Missouri statutes and bills should not use terms such as handicapped, disabled, special needs, etc. when referring to people with disabilities.

Answered: 528 Skipped: 0

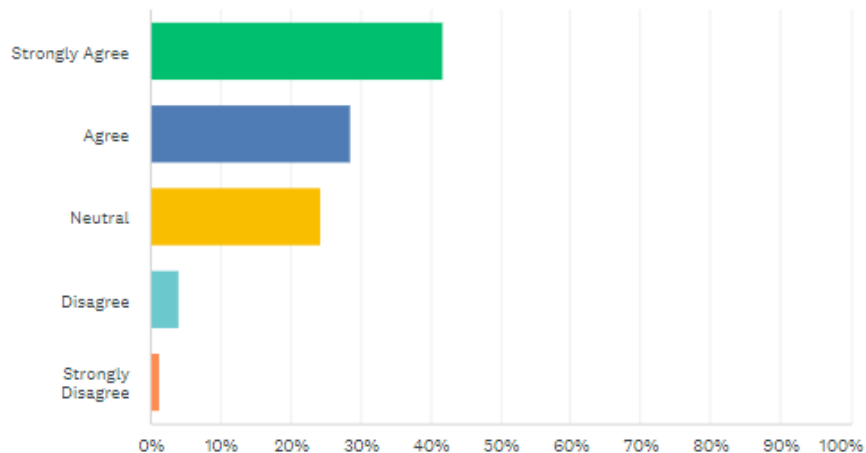


**4. Low-income people with disabilities should receive a tax credit for the rent they pay.**

41.86% strongly agree, 28.60% agree, 24.24% are neutral, 3.98% disagree, and 1.33% strongly disagree.

Low-income people with disabilities should receive a tax credit for the rent they pay

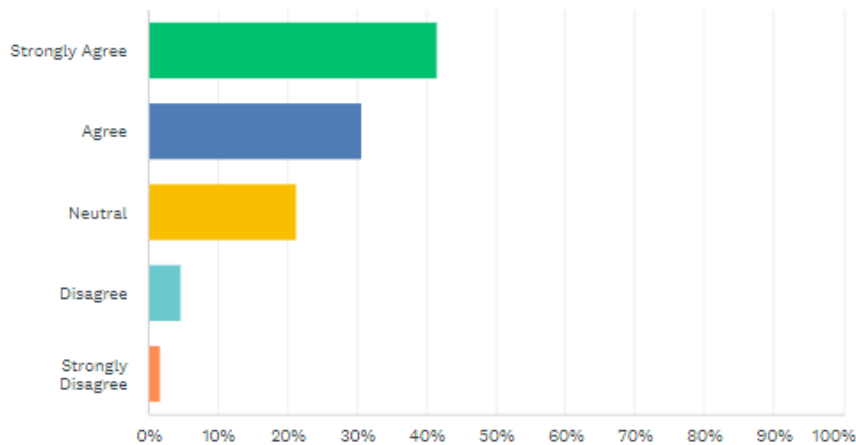
Answered: 528 Skipped: 0



5. **Low-income people with disabilities should receive a tax credit for the real estate tax they pay.**  
41.48% strongly agree, 30.68% agree, 21.40% are neutral, 4.73% disagree, and 1.70% strongly disagree.

### Low-income people with disabilities should receive a tax credit for the real estate tax they pay

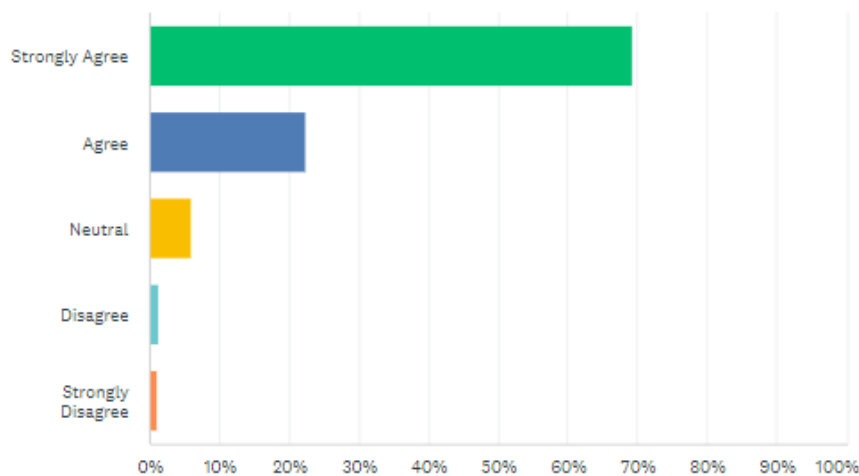
Answered: 528 Skipped: 0



6. **Private insurance plans in Missouri should be required to cover hearing aids.**  
69.32% strongly agree, 22.35% agree, 5.87% are neutral, 1.33% disagree, and 1.14% strongly disagree.

### Private insurance plans in Missouri should be required to cover hearing aids for adults

Answered: 528 Skipped: 0

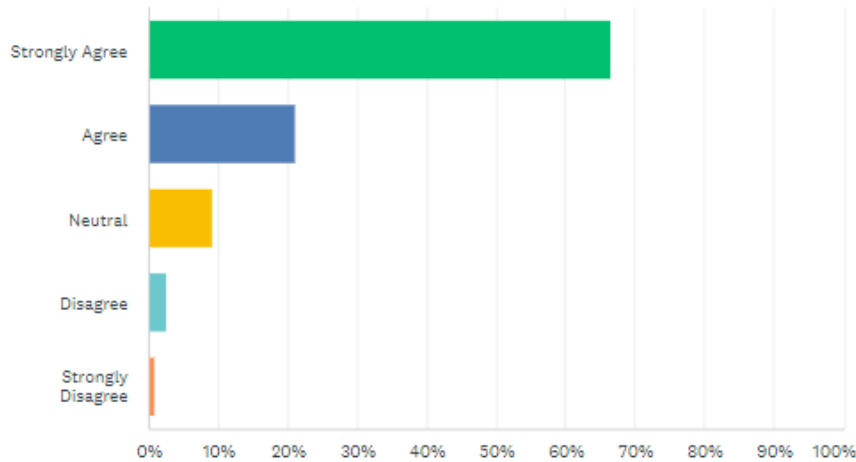


**7. The increasing cost of medications is a barrier for people with disabilities.**

66.48% strongly agree, 21.02% agree, 9.09% are neutral, 2.65% disagree, and 0.76% strongly disagree.

The increasing cost of medications is a barrier for people with disabilities

Answered: 528 Skipped: 0

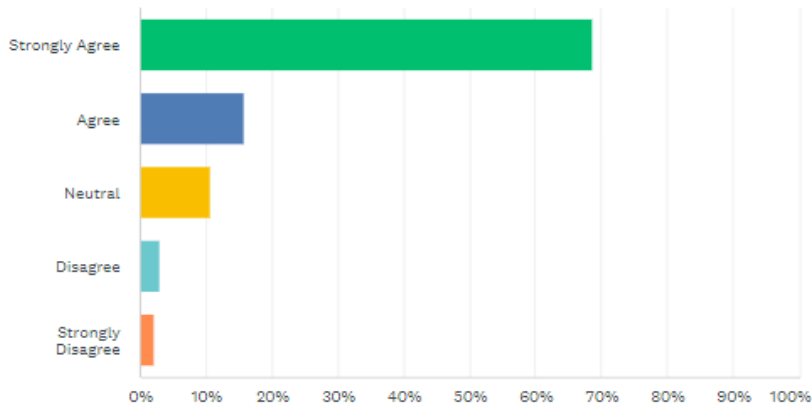


**8. The direct support professional workforce provides critical services to people with disabilities.**

68.56% strongly agree, 15.72% agree, 10.61% are neutral, 3.03% disagree, and 2.08% strongly disagree.

The direct support professional workforce provides critical services to people with disabilities

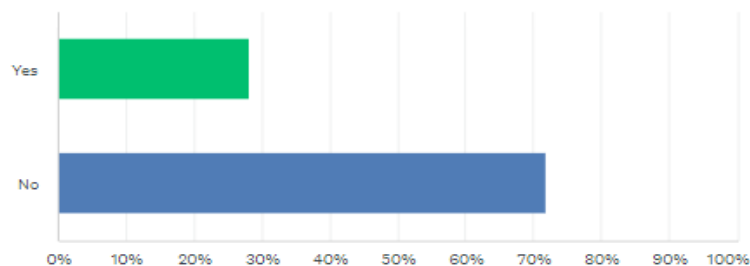
Answered: 528 Skipped: 0



**9. Do you use direct support professional services? 28.19% Yes, 71.81% No**

Do you use Direct Support Professional services?

Answered: 525 Skipped: 3

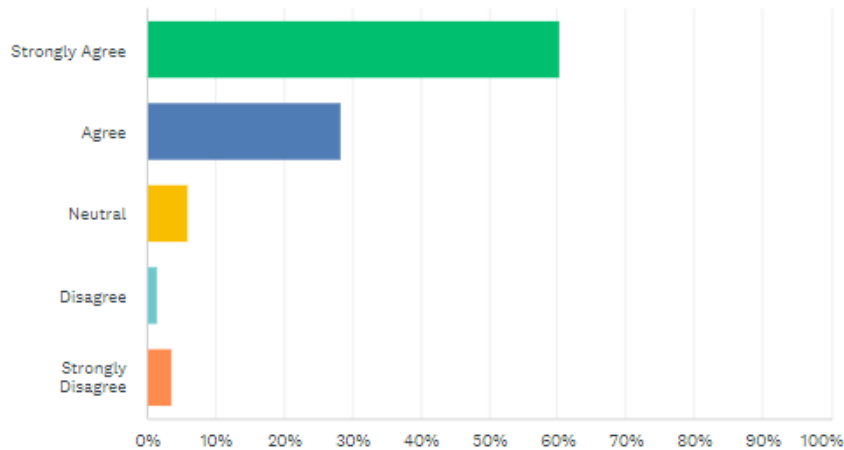


**10. My direct support professional helps me be independent and a part of the community.**

(This was only answered by those who responded "Yes" to the previous question.) 60.45% strongly agree, 28.36% agree, 5.97% are neutral, 1.49% disagree, and 3.73% strongly disagree.

My Direct Support Professional helps me be independent and a part of the community

Answered: 134 Skipped: 394



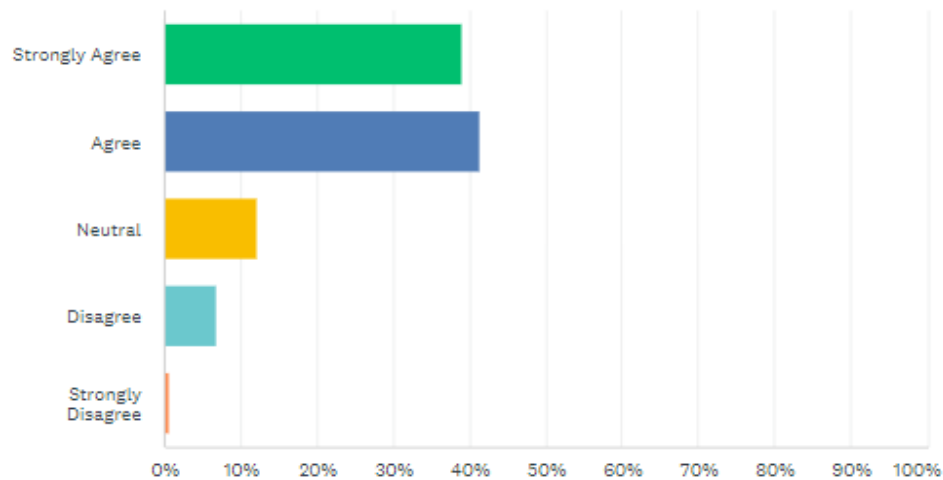
The remaining questions were not answered by every respondent. The number of individuals who answered each question are indicated in the graph below each question.

**11. Accessing health care is difficult for people with disabilities.**

39.05% strongly agree, 41.43% agree, 12.15% are neutral, 6.72% disagree, and 0.65% strongly disagree.

Accessing health care is difficult for people with disabilities

Answered: 461 Skipped: 67

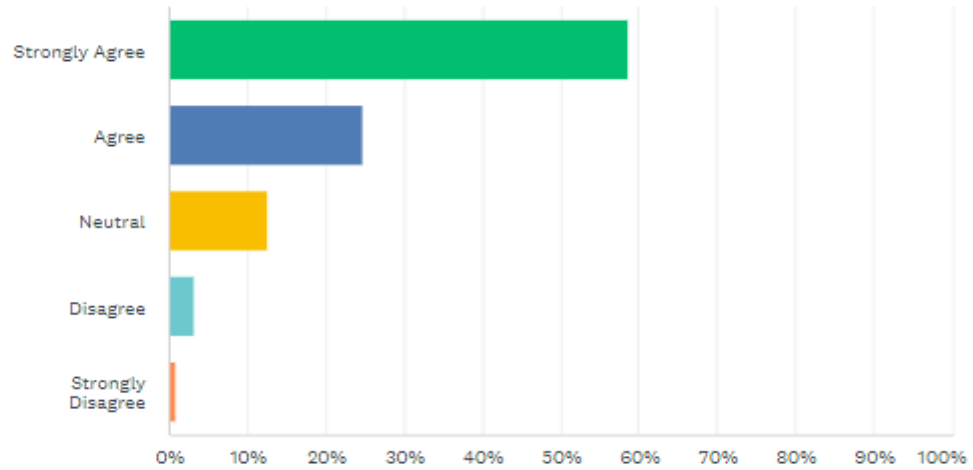


**12. Missouri should have a ban on texting for all drivers.**

58.57% strongly agree, 24.73% agree, 12.58% are neutral, 3.25% disagree, and 0.87% strongly disagree.

Missouri should have a ban on texting for all drivers

Answered: 461 Skipped: 67

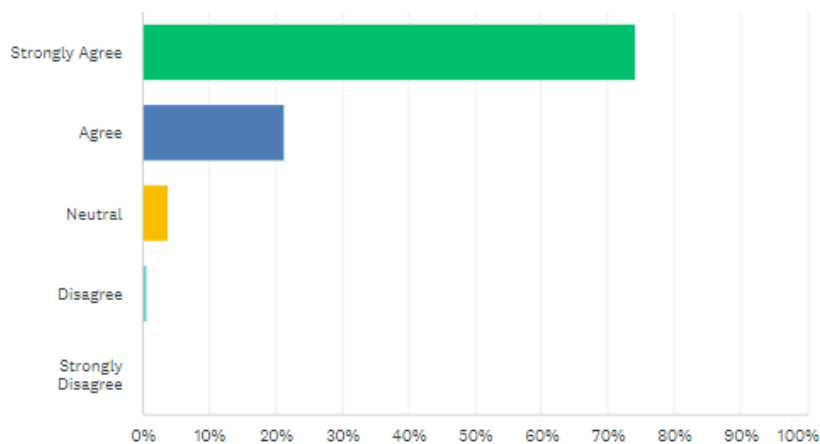


**13. All election authorities should make one accessible voting machine available at each polling location in compliance with federal law.**

74.19% strongly agree, 21.26% agree, 3.90% are neutral, 0.65% disagree, and 0.00% strongly disagree.

All election authorities should make one accessible voting machine available at each polling location in compliance with federal law

Answered: 461 Skipped: 67



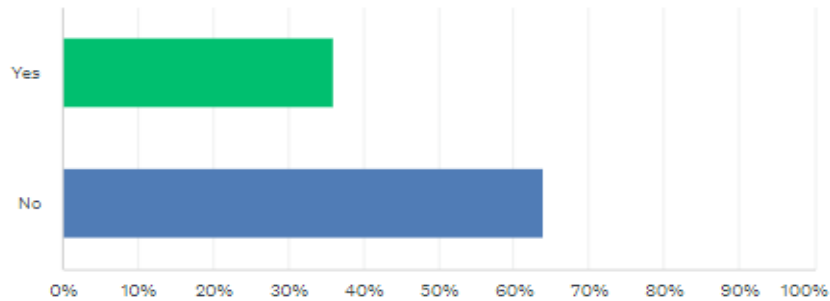


**14. Based on comments received from individuals with disabilities, we asked Individuals if they experience barriers with advocacy at the Capitol.**

36.12% Yes, 63.88% No

### Do you experience barriers with advocacy at the Capitol?

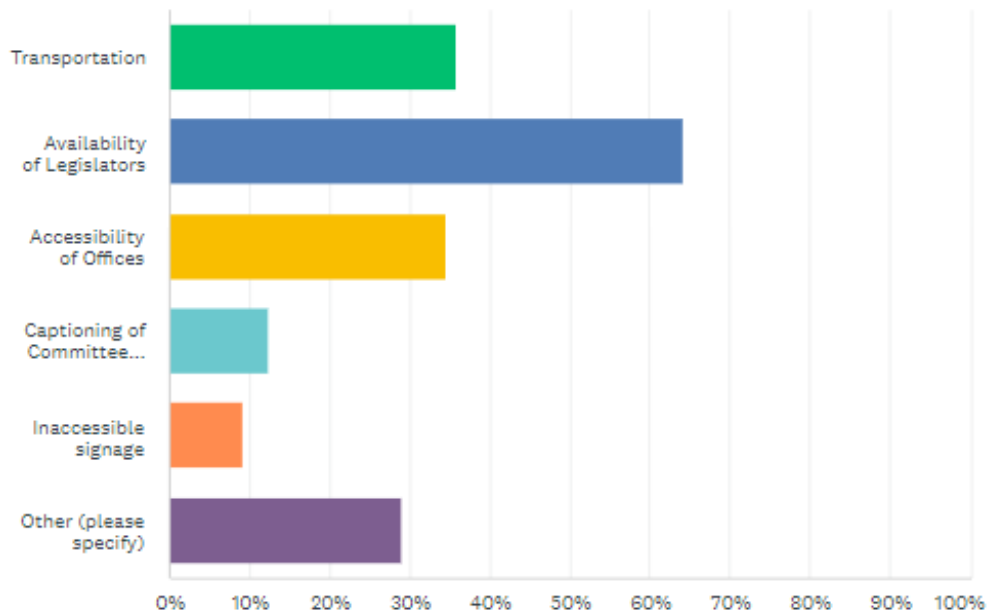
Answered: 454 Skipped: 74



- a. Those who answered “yes” to the previous question were asked **what barriers they experience with advocacy at the Capitol** with choices of Transportation, availability of legislators, accessibility of offices, captioning of committee hearings, inaccessible signage, other. The responses were 35.80% transportation, 64.20% availability of legislators, 34.57% accessibility of offices, 12.35% captioning of committee hearings, 9.26% inaccessible signage, 29.01% other.

### Which barriers do you experience at the Capitol?

Answered: 162 Skipped: 366



**There were several opportunities for individuals to share their personal thoughts regarding issues with competitive employment, housing, health care, transportation, and what they would like legislators to work on during the upcoming legislative session to make Missouri more disability friendly. There were several topics mentioned frequently, which included:**

- Employers not being willing to hire and accommodate people with disabilities, employers need more training and education regarding people with disabilities, need for higher wages/salaries
- Topics being taught in school, lack of money for teachers, failures of schools
- There is not enough housing. More of it needs to be affordable and accessible
- Lack of transportation throughout the state, not having accessible options, high costs
- Health care is too expensive, lack of doctors taking MO HealthNet
- Helping those with traumatic brain injuries and those who use direct support professionals

**Respondents were given the option to share issues related to people with disabilities and the COVID-19 pandemic.** 308 provided thoughts. The responses covered a variety of topics.

In an effort to ensure each citizen voice is heard in its entirety we will be sending the responses from each question via email to legislative and elected officials' offices.

Governor's Council on Disability, 2021 Legislative Priorities Poll

Appendix

County	Number	County	Number	County	Number
Adair	6	Harrison		Phelps	2
Andrew		Henry	1	Pike	
Atchison	1	Hickory	3	Platte	5
Audrain		Holt		Polk	1
Barry		Howard	1	Pulaski	4
Barton		Howell		Putnam	
Bates	1	Iron	1	Ralls	
Benton	27	Jackson	76	Randolph	7
Bollinger		Jasper	4	Ray	1
Boone	19	Jefferson	11	Reynolds	
Buchanan	12	Johnson	10	Ripley	1
Butler	2	Knox		St. Charles	48
Caldwell		Laclede		St. Clair	1
Callaway	4	Lafayette	2	Ste. Genevieve	3
Camden	1	Lawrence		St. Francois	
Cape Girardeau	3	Lewis		St. Louis	105
Carroll		Lincoln	1	St. Louis City	25
Carter		Linn		Saline	7
Cass	2	Livingston	1	Schuyler	1
Cedar	2	Macon	1	Scotland	
Chariton		Madison		Scott	
Christian	2	Maries		Shannon	
Clark		Marion	4	Shelby	
Clay	15	McDonald		Stoddard	
Clinton	1	Mercer		Stone	2
Cole	11	Miller	2	Sullivan	
Cooper		Mississippi		Taney	5
Crawford	1	Moniteau	1	Texas	
Dade		Monroe	1	Vernon	6
Dallas	1	Montgomery		Warren	1
Daviess		Morgan	3	Washington	3
De Kalb		New Madrid	1	Wayne	1
Dent		Newton	4	Webster	3
Douglas	1	Nodaway	1	Worth	
Dunklin		Oregon		Wright	
Franklin	4	Osage			
Gasconade		Ozark			
Gentry	2	Pemiscot			
Greene	36	Perry			
Grundy	2	Pettis	11		